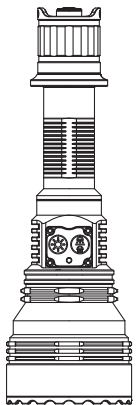


ACEBEAM

Light Where You Want It

User Manual



W35

LC DEL Zoom LEP Flashlight
Learn more on www.acebeam.com

FEATURES

- Light source: 1 x LEP high-performance module
- Liquid Crystal Diffractive Electro-optic Lens (LC DEL) Zoom
- Max Spot: 2600 meters (1690000cd); 800 lumens
- Max Flood: 131 meters (4290cd); 570 lumens
- Battery: 1x 21700 Acebeam Li-ion battery included
- Reverse polarity protection, to protect from improper battery insertion
- Built-in USB Type-C charging port
- The indicator light indicates the charging status or the remaining battery power
- All circuitry contact points are gold-plated, providing better conductivity and superior durability
- The tactical strike bezel can also be used as an emergency glass breaker
- Premium type III hard anodized anti-abrasive finish
- Perfect for security, tactical and law enforcement
- IP68 grade (2 meters submersible), Impact resistance 1.5 meters
- Weight: 327.4g w/ battery

INCLUDED

1x ACEBEAM W35; 1x ACEBEAM 21700 battery; 1x Lanyard;
1x Type-C charging cable; 2x O-rings; 1x Warranty card; 1x User manual

TECHNICAL PARAMETER

FL1 STANDARD	Turbo	High	Med	Low	Strobe	
	800~470 lumens	470 lumens	230 lumens	80 lumens	470 lumens	
	6min+ 1h40min	2h	4h	8h 20min	3h	
	2600m	2050m	1450m	850m	2050m	FL1 STANDARD 1.5m
	1690000cd	1050625cd	525625cd	180625cd	1050625cd	
FL1 STANDARD	Turbo	High	Med	Low	Strobe	
	570~350 lumens	350 lumens	180 lumens	60 lumens	350 lumens	
	6min+ 1h30min	1h 50min	3h 40min	6h 40min	2h 50min	FL1 STANDARD 2m
	131m	101m	73m	45m	101m	
	4290cd	2550cd	1332cd	506cd	2550cd	

Notice: The above-mentioned parameters (tested with 1x ACEBEAM 21700 battery) are approximate and may vary from flashlights, batteries, and environments.

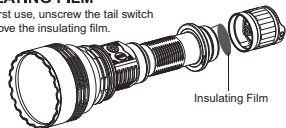
OPERATING INSTRUCTION

- **Tail Power Switch Operation**
ON: Click the Power Switch,
OFF: Click the Power Switch when ON.
- **Output Switch Operation**
When the light is ON, single click the Output Switch to cycle from Low- Med-High, double click to get Turbo, triple click to get Strobe.
- **Zoom Switch Operation**
When the light is ON, single click the Zoom Switch to cycle 9 levels of flood to throw, every double click to cycle between Max Spot and Max Flood.

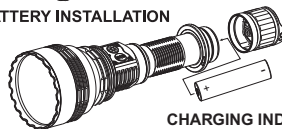
Strobe, Turbo, and Max spot & Max flood gain by double click the Zoom Switch will be not memorized.

INSULATING FILM

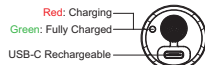
Before first use, unscrew the tail switch and remove the insulating film.



BATTERY INSTALLATION



CHARGING INDICATION



BATTERY VOLTAGE WARNING

- Green light: > 30%
- Red light: among 30%~10%, low battery warning
- Red flash light: < 10%

The light would be turned off when the voltage is below 2.7V

LOW-VOLTAGE WARNING

With the lamp switched on, and the voltage drop below 10%, to remind you to charge/replace the battery. When the 21700 battery voltage drops below 2.7V, the lamp will turn off automatically.

FAQ & SOLUTIONS

Problems	Causes	Solutions
Abnormal flash or failure to turn on	Check if the switch is turned on correctly	The tail switch Click to turn on the Light
	Check if it is assembled in place	Tighten the assembly parts
	Check if the battery is no power	Try the battery on other products
	Check if the battery is reversed	Remove the battery and reassemble it correctly
Abnormal noise	Check if the conductive position is dirty	Clean the surface with alcohol
	Check if foreign matter falls in the tube	Pour out possible foreign matter
	Part damage	Contact your seller

WARNING

1. CAUTION! Possible dangerous radiation! Don't look into the light! Dangerous for your eyes.
2. By using this device, you certify you have read the included User

Manual and Warning Card and release the manufacturer and retailers from all liabilities.

3. Please use in accordance with applicable laws and regulations.
4. Quality batteries with circuit protection will reduce the potential risk.
5. Do not aim this light directly at eyes or exposed skin to prevent injuries. Keep this flashlight out of the reach of children.

USAGE AND MAINTENANCE

1. Unauthorized disassembly may damage the light and void the warranty.
2. This is normal case the light will accumulate a lot of heat when used on Turbo output levels for extended periods.
3. Lubricate the threads with professional grade lubricant regularly.
4. Please swap out the O-rings regularly to maintain the water resistance level.
5. Maintain and keep clean any contact surfaces of the flashlight with alcohol swab. This may prevent irregular flashes during use.
6. Remove batteries during storage. Keep lithium-ion batteries charges approximately every 4 months.
7. This flashlight may not be used as diving light.

PRODUCT WARRANTY

1. We replace any quality defective lights within 15 days of purchase.
2. We offer warranty within 12 months of purchase if problems develop with normal use for LEP model, 12 months for LEP model, battery, battery pack, charger, remote switch and other accessories.
3. Limited lifetime warranty, we charge for replacement parts.
4. The warranty does not cover damage or failure caused by:
 - A. Rough usage or operation which does not comply with the user manual or product specifications.
 - B. Unauthorized disassembly, repair or modification. Defects or damaged caused by factors out of Acebeam's control.
 - C. Battery leakage damaged products.
5. If there are any questions about ACEBEAM products, please consider the warranty and contact Acebeam or your original Acebeam dealer for warranty return instructions. Email: info@acebeam.com

DISCLAIMER CLAUSE

Acebeam is not liable for damages or injuries sustained resulting from the usage of the product inconsistent with the warnings in the manual.



Wechat: ACEBEAM01



FB: AcebeamWorld

SHENZHEN ZENBON TECHNOLOGY CO., LTD
+86-0755-23036551
www.acebeam.com
info@acebeam.com

1/F, No.1 Building, Yijiyang Industrial Park, Dalang, Longhua, Shenzhen 518100, Guangdong, China

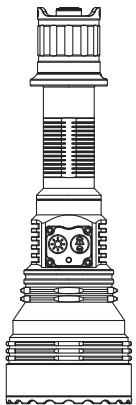
Copyright © 2023 ACEBEAM. All rights reserved.
Powered by Shenzhen Zenbon Technology Co., Ltd



ACEBEAM

Light Where You Want It

说明书



W35

LEP变焦手电筒
液晶衍射光电透镜变焦

请登录网站获取更多的产品资讯
www.acebeam.com

产品特性

- 光源: 1个LEP模组
- 液晶衍射光电透镜系统LC DEL
- 最大射程: 2600米; 169000坎德拉 (最大聚光)
131米; 4290坎德拉 (最大泛光)
- 最大亮度输出: 800流明 (最大聚光)
570流明 (最大泛光)
- 标配1个Acebeam 21700电池
- 智能TYPE-C 快充, 电量指示灯可显示充电状态或电池剩余电量
- 高效率恒流电路, 亮度恒定
- 采用镀膜防刮光学镜片, 透光率高达99%
- 耐磨军规三级硬化表面处理
- 抗冲击性: 1.5米
- 防水等级: IP68, 水下2米
- 尺寸: 189.9毫米 (长)x60毫米 (头部宽度)x30毫米 (尾部宽度)
- 重量: 327.4克 (含电池)

包装清单

- 1xACEBEAM W35; 1x21700电池; 1xType-C充电线; 1x手绳;
2x防水O圈; 1x说明书; 1x保修卡

性能参数

	极亮	高亮	中亮	低亮	爆闪
FL1 STANDARD	800-470 流明	470 流明	230 流明	80 流明	470 流明
最大聚光	6分钟+ 1小时40分钟	2 小时	4 小时	8小时 20分钟	3 小时
最大泛光	2600米	2050米	1450米	850米	2050米
最大亮度	1690000 坎德拉	1050625 坎德拉	525625 坎德拉	180625 坎德拉	1050625 坎德拉
FL1 STANDARD	极亮	高亮	中亮	低亮	爆闪
最大聚光	570-350 流明	350 流明	180 流明	60 流明	350 流明
最大泛光	6分钟+ 1小时30分钟	1小时 50分钟	3小时 40分钟	6小时 40分钟	2小时 50分钟
最大亮度	131米	101米	73米	45米	101米
最大亮度	4290坎德拉	2550 坎德拉	1332 坎德拉	506 坎德拉	2550 坎德拉

注: 以上数据按照国际手电筒测量标准ANSI/NEMA FL1所述之测量方法, 所用
电池为1节ACEBEAM 21700电池, 以上数据为ACEBEAM实验室实测, 具体使用
需要根据实际环境而定, 如有疑问请联系客服。

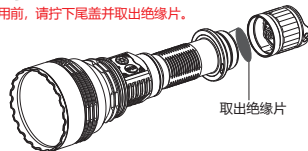
操作步骤

- 尾部按键: 开/关机, 打开进入记忆档位和记忆焦距。
爆闪、极亮和由双击变焦按键获得的最大聚光和最大泛光
不记忆。
- 档位切换按键: 单击调光 (低亮→中亮→高亮) 循环。
双击: 极亮档位和记忆档切换。
三击: 爆闪。

- 变焦按键: 单击调节9个焦距。
双击: 最大聚光和最大泛光切换。

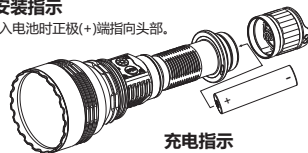
温馨提示

首次使用前, 请拧下尾盖并取出绝缘片。



电池安装指示

确保插入电池时正极(+)端指向头部。



充电指示

红色: 充电中

绿色: 表示充满电

USB-C 充电口



电量指示

绿灯: 大于30%;

红灯: 30%到10%之间, 此时低电量提醒;

红灯闪: 小于10%;

电压并且低于2.7V, 手电将会自动关机。

低电压指示

在开机状态中, 该灯电量低于10%时, 以提示您电池电量即将耗
尽, 需要给电池充电或更换电池。

常见问题处理方法

问题描述	原因	解决方法
异闪或不亮	检查是否装配到位	拧紧装配部件
	检查电池是否有电	用其他产品检测电池
	检查电池是否装反	取下电池重新正确装配
	导电部位是否被弄脏	用酒精擦拭导电部位
异响	检查是否有异物掉入	倒出异物
	零件损坏	请联系当地经销商

警告

- 使用前请先仔细阅读包装内的说明书和警告标签, 并确定已经熟
知并遵守。
- 推荐使用合格且带有电路保护的电池。
- 严禁在手电亮时直接照射眼睛及皮肤, 以免造成视力损伤或
皮肤灼伤, 并远离儿童。
- 使用者需按当地法律法规及相关注意事项操作, 出现任何法律
问题与制造商及销售商无关。
- 禁止近距离直视本产品光斑, 以免对眼睛造成伤害。

保养及注意事项

- 请勿自行拆卸部件, 否则将会导致保修失效并可能损坏手电。
- 灯具长时间以极亮档位工作会积累大量的热量并及时导出, 因
此手电使用中发热是正常现象。
- 长期使用, 手电螺纹的润滑脂会减少, 为了保持螺纹顺滑, 请
及时使用专业润滑脂来润滑螺纹。
- 长期使用后, 手电的防水圈可能会老化。请您及时更换防水圈
以维持手电的防水性能。
- 请及时清洁手电的导电接触面以保证手电的正常工作, 尤其是
当手电出现异常的闪烁或者无法点亮的时候, 有可能是接触面
有污渍导致, 尝试用酒精棉签清洁导电接触面。
- 由于锂电池会自放电, 所以建议您在长期不使用手电时将电池
取出, 并至少每4个月为电池充电一次。
- 此手电防水效果优良, 但不可作为专业潜水手电使用。

售后/保修条款

- 15天保换: ACEBEAM产品自售出日起15天内, 在正常使用的情
况下, 如有任何质量问题, 均可向经销商要求免费更换;
- 1年免费修期: ACEBEAM LEP类产品自售出日起1年内, 在正
常使用的前提下, 如有任何质量问题, 均可享受免费维修服务;
- 特别注明: LEP类产品、电池、电池包、充电器等配件类产品
自售出日起1年内, 在正常使用的前提下, 如有任何质量问题,
均可享受免费维修服务;
- 本条款不适用于以下情况:
A: 人为破坏, 拆解, 改装本产品;
B: 错误操作导致产品损坏 (如电池装反等);
C: 电池漏液导致产品损坏。
- 如对ACEBEAM产品有任何疑问请参照保修条款并联系当地代
理商或发邮件到info@acebeam.com。

免责声明: Acebeam对因不按照手册中的警告使用产品而造成的
损害或伤害不承担任何责任。

深圳市纵邦科技有限公司
+86-755-23036551
www.acebeam.com
info@acebeam.com
深圳市龙华新区大浪街道华韵路300号仪佳扬工业园1栋1楼

Copyright © 2023 ACEBEAM.
深圳市纵邦科技有限公司有对本说明书内容的最终解释权 and 修改权

