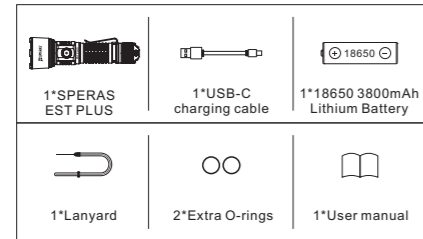


EST PLUS
User manual

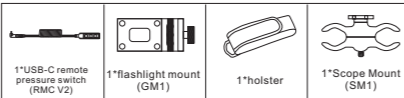
Danger and Warning

- Please read the user manual before first use.
- DO NOT shine light directly into eyes. This may cause temporary blindness and/or cause permanent damage to the eyes.
- DO NOT cover the light head when the flashlight is on or place the light head on the ground. The heat dispersion of the light may cause damage to the flashlight itself or even result in burning other objects.
- Keep out of reach of children.
- DO NOT activate the Turbo mode constantly to prevent the flashlight body from overheating and hurting the user's hand.
- Please insert SPERAS batteries or SPERAS recommended batteries.

Inside the box



Optional Accessory



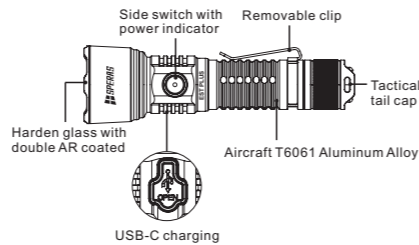
Specification

FL 1 STANDARD	Turbo	High	Medium	Low	Strobe	SOS
Output	1600LM	500LM	100LM	10LM	1600LM	100LM
Runtime	2H45min	4H	22H	140H	--	--
Beam Intensity	131,625cd	42,250cd	8,450cd	942cd	--	--
Beam Distance	726m	411m	184m	61m	--	--
LED	Luminus SFT40					
Reflector	Smooth cup					
Battery Source	1*18650 Lithium Battery or 2 pcs CR123A					
Charging	USB-C charging					
Impact Distance	1.5m					
Waterproof	IP68(underwater 2m)					
Material	Aerospace 6061 Aluminum Alloy					
Finish	Premium Type III Hard-anodizing					
Dimension	140(Length)*40(Head)*25.4(Tube)mm					
Net Weight	120g(exclude battery) / 170g(include battery)					

The above data has been measured in accordance with international flashlight testing standards ANSI/NEMA FL1 using SPERAS 3.6V/3800mAh 18650 battery under laboratory conditions.

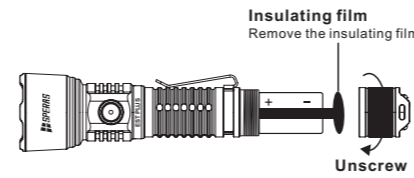
Product Overview

The EST PLUS is a new powerful flashlight that produces a maximum output of 1600 lumens, with a 726-meter throw, from its Luminus SFT40 LED and advanced driver. Building on the classic features of EST, the sturdy and classic appearance of the EST PLUS includes a very user-friendly interface with a tail button and a side button. It supports USB-C for fast charging reaching a full charge within 4.3 hours. Powered by a single 18650 3800mAh battery, it provides a long run time of up to 140H. With unbeatable performance and a durable build, the EST PLUS is the preferred choice for hunting, search and rescue, police duty, outdoor activities like camping, etc.



Battery Installation

Please remove the insulating film before the first use. If you need to change the battery, please ensure that the side of the positive pole is inserted in the direction of the flashlight head.



Operating Instructions

- ON/OFF/Tail Strobe**
- Can only be turned ON/ OFF by the tail button.
 - Slightly press the tail button, momentary on (memory mode); Release, turn OFF.
 - Press down the tail button, turn on (memory mode); Press down, turn off.
 - On the OFF state, quickly light press twice, momentary strobe; Release, OFF.
 - On the OFF state, quickly press and press down, strobe; press down, OFF.
- Adjust Mode & Strobe & SOS**
- ON state, click the side button to adjust mode. The mode will circle from LOW, MED, HIGH to Turbo;
 - ON state, Double click, enter strobe; Double click again, enter SOS; click, back to the previous mode.

Power Indicator

When turning the flashlight on the built-in indicator on the side switch will indicate the remaining power level for 5 seconds. Power indicator will display one of the following:
Green: 100%-70%
Orange: 70%-30%
Red: 30%-10%
Red Flash: 10%-1%, (Alert flash to indicate very low power level).

Usage and Maintenance

- Please fully charge the battery before initial use.
- To maintain the waterproof rating, please lubricate the O-ring with silicone safe lubricant and replace broken O-rings as soon as possible.
- If the light will not be used for a long period or when transported, please unscrew the tail cap and remove the battery to break the circuit.

Disposal

Batteries and flashlight CANNOT be discarded with normal household rubbish, but have to be disposed of according to local waste disposal regulations.

Warranty

- 30 days free replacement: We will repair or replace a light within 30 days of purchase if it is afflicted with a manufacturing defect. If the problem calls for a replacement, we will replace the light with the same model as the one sent in. If the model has been discontinued, customers will receive a product with similar or improved performance.
- 5 years warranty: We offer free repair within 5 years of purchase if problems develop with normal use.

- Limited lifetime warranty: If problems develop after 5 years of the purchase, we will charge for parts. The total repair fee is assessed according to the cost of the replaced materials.
- Contact Your Dealer First: You may provide your SPERAS Warranty Card, purchase invoice, receipt or other evidence from the sellers when you purchasing our lights and contact your dealers directly for warranty service, and SPERAS will provide dealers with service support;

Beyond Warranty

- Free warranty DOES NOT cover any damage or failure caused by:
- Normal wear up
- Damages caused by disassembling, modifying the flashlight
- Damages caused by rough operation or misuse
- Improper maintenance or repairs by anyone other than an authorized retailer or SPERAS itself

Shenzhen Speras Lighting Co., Ltd
Add: 4F, Building G, Gangshen Innovation Park, Huanning Road, Dalang Street, Longhua District, Shenzhen, China, China. 518109
Tel.: +86-755-2107 2597
Email: info@speraslight.com
Website: www.sperasflashlight.com



Product Model No.: _____

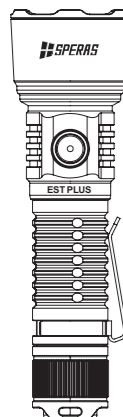
Series No.: _____

Date of Purchase: _____

Signature/Dealer Stamp: _____

Thank you for choosing SPERAS.
The SPERAS flashlight is covered by a 5-year warranty from the date of purchase. Please ask the seller/dealer fulfill the date of purchase and sign/stamp the warranty card after purchase! Contact the seller/dealer of SPERAS flashlight first if help needed!

Notice: The warranty covers manufacturer defects solely and becomes invalid if the flashlight is subjected to work by an unauthorized party.

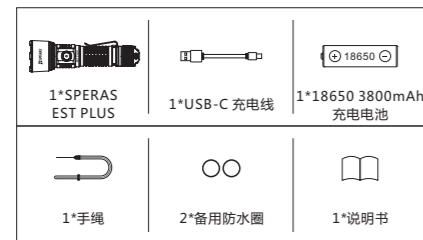


EST PLUS
使用说明书

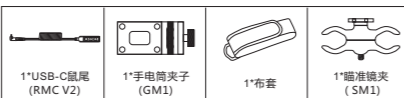
危險和警告

- 首次使用，請詳細閱讀說明書。
- 請勿將光線直射眼睛。這可能會導致暫時失明或對眼睛造成永久性損傷。
- 請勿在手电筒開啟時遮蓋燈頭，或將燈頭放在地上。光熱擴散可能會導致手电筒本體的損壞，甚至導致其他物體燃燒。
- 放在兒童接觸不到的地方。
- 請勿持續開啟高亮模式，以免手电筒體過熱傷手。
- 請使用配套電池。

套裝標配



可选配件



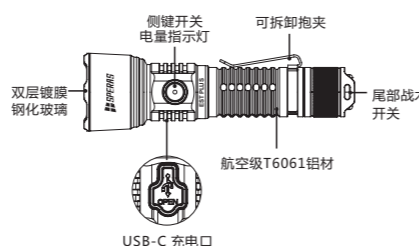
产品参数

ANSI标准参数	极亮档	高亮档	中亮档	低亮档	爆闪	SOS
输出流明	1600LM	500LM	100LM	10LM	1600LM	100LM
续航	2H45min	4H	22H	140H	--	--
光强	131,625cd	42,250cd	8,450cd	942cd	--	--
射程	726m	411m	184m	61m	--	--
灯珠	Luminus SFT40					
光杯	光面反光杯					
电源	一节18650锂电池或两节CR123A电池					
充电时长	4.3Hrs(Type-C 充电)					
防跌落	1.5m					
防水等级	IP68(水2m)					
材料	T6061 铝合金					
表面处理	军规三极阳极氧化					
尺寸	140(长)*40(头部直径)*25.4(筒身直径)mm					
净重	120g(不含电池)/170g(含电池)					

以上数据是按照国际手电筒测试标准ANSI/NEMA FL1，使用一节 SPERAS 3.6V/3800mAh 18650锂电池，在实验室条件下测试所得。

产品简介

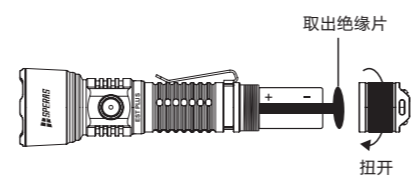
EST PLUS 是一款功能强大的新型手电筒，配备1个Luminus SFT40 LED 和先进的驱动器，最强输出可达 1600流明726米。EST PLUS保留了EST坚固经典外观特征，也提供了非常简单的用户操作界面。EST PLUS支持USB-C快充，4.3小时充满。配备1节18650 3800mAh 电池，EST PLUS最长运行时间可达 140小时。EST PLUS 具有无与伦比的性能和坚固可靠的构造，是狩猎、搜索和救援、执勤警察或户外、露营等专业、理想的选择。



电池安装

首次使用手电，需要拧开手电筒后盖，取出绝缘片，然后拧紧后盖，即可使用。

更换电池，请注意按照正确的电池方向装入。



使用说明

- 1. 打开/关闭/尾部爆闪**
- 只支持从尾部开关打开或者关闭。
 - 轻按，点亮（进入的是记忆档位）；松手关闭。
 - 按下，打开（进入的是记忆档位）；再次按下，关闭手电筒。
 - 快速轻按两次，爆闪，松手关闭。
 - 快速轻按和按下，锁定爆闪，再次按下，关闭。
- 2. 换挡/爆闪/SOS**
- 手电筒在打开状态下，单侧侧按键可循环切换档位：低档-中档-高档-极高档。
 - 手电筒在打开状态下，双击侧按键可进入爆闪内，再次双击，进入SOS。再单击进入爆闪前的状态。

电量提示

开机后侧边指示灯会自动指示电量5秒：
指示电量如下
绿灯: 100%-70%
橙灯: 70%-30%
红灯: 30%-10%
红闪: 10%-1%, (长闪提示)

使用及保养

- 首次使用前请将电池充满电。
- 为达到最佳防水性能，请定期检查防水O圈的完整性，并适量涂抹润滑油以延长防水O圈的使用寿命。如O圈损坏，请及时更换O圈以保证其防水性能。
- 长时间不使用手电筒时，请将电池取出，并妥善存放于阴凉干燥处。

处置

手电筒和电池必须按照当地废物处理法规进行处理，不可以丢置在普通家用垃圾桶。

保修服务

- 30天免费更换：如果灯具存在制造缺陷，我们将在购买后 30天内维修或更换灯具。如果问题需要更换，我们将更换与发送的相同型号的灯。如果该型号已停产，客户将收到性能相似或改进的产品。
- 5年保修：购买后 5年内正常使用出现问题，我们提供免费维修。



产品型号: _____

产品序列号: _____

购买日期: _____

代理商签名/盖章: _____

感谢您选择 SPERAS.
SPERAS 手电筒自购买之日起享有 5 年保修。购买后请要求卖家/经销商填写购买日期并在保修卡上签字/盖章！
如果需要帮助，请先联系 SPERAS 手电筒的卖家/经销商！

注意：保修条款仅涵盖制造商缺陷。



双面印刷 折后尺寸60x90mm